
Prepared by:
Judicial Adda Team



*Join Online Classes for PCS J, APO,
CLAT, ADJ, LLB etc.*

Judicial Adda Brochure



Research by:
Educator at Judicial Adda

Patel Nagar, New Delhi-110008
Website- www.judicialadda.in
Email- help@judicialadda.in
Contact- 9792 217748

ABOUT JUDICIAL ADDA



Judicial Adda is one of the India's leading online platform which facilitates online coaching classes for judicial services competitive examination like Additional District Session Judge Examination, Civil Judge Junior Division PCS (J), Assistant Prosecution Officer Exams APO, Assistant District Attorney ADA, Judicial Magistrate, Special Public Prosecutor for CBI, and Law Officer for various states i.e. Madhya Pradesh (MP PCS-J), Uttar Pradesh (UP PCS-J), Delhi (DJS), Himachal Pradesh (HPJ), Rajasthan (RJS), Tamil Nadu, Jharkhand, Haryana (HJS), Jammu & Kashmir, West Bengal, Punjab, Bihar (BJS), Uttarakhand, Karnataka, Chhattisgarh, Gujarat, Mizoram, Odisha, Nagaland etc.

Apart from imparting judicial education to the aspirants, this platform also facilitates previous years question papers, model papers, Hindi English Translation, Hindi English Grammar, and Essay Writing. This platform is also very much useful for those students who are pursuing LLB (3 or 5 years) from any recognised college or university and seeking for coaching for preparation of judicial services examinations.

We also update legal news, notifications, SC leading cases/ judgements, legal articles and essay publications which are much beneficial for judicial exams.



CONTACT- 9792 217748

MONTHLY SUBSCRIPTION



In this option, you will be allowed to have 3 live lectures every day scheduled as per below:

1. 09:00 am to 10:00 am (GK GS Batch)
2. 06:00 pm to 07:00 pm (Law Subject)
3. 08:00 pm to 09:00 pm (Law Subject).

Different subjects will be in both batches. Batch time may be changed from time to time. If you miss the live lectures due to any reason, the same recorded lecture will be in your account and you may watch it later as per your convenience.

Fee- 3,000 pm

Duration- 18 months

No of Views- Unlimited

Validity Period- 2 Year

ONE TIME PAYMENT SUBSCRIPTION

Under this scheme, you will be required to make a one-time payment. Once you subscribe to this course, you will be allowed to have 3 live lectures every day scheduled as discussed above.

Apart from above said live lectures, aspirants will be given other recorded subjects also what have been done earlier.

PCS J Course without GK GS

Fee- 39,000 (Single Payment)

Course Duration - 12 Months

No of Views- Unlimited

Validity Period- Unlimited

EMI facility is available.

PCS J Course with GK GS

Fee- 46,000 (Single Payment)

Course Duration - 12 Months

No of Views- Unlimited

Validity Period- Unlimited

EMI facility is available.

SUBJECTS COVERED

Following subjects will be covered irrespective of the scheme you opt:

- Code of Civil Procedure
- Criminal Procedure Code
- Indian Penal Code
- Indian Constitution
- Evidence Act
- Contract Act
- Limitation Act
- Specific Relief Act
- Hindu Law
- Muslim Law
- Judgment Writing
- Negotiable Instrument Act
- Partnership Act
- The Sale of Goods Act
- Arbitration and Reconciliation Act
- Tort
- Company Law
- Jurisprudence, Administrative Law
- Interpretation of Statute
- Limited Liability Partnership
- Commercial Court Act
- How to write Mains Answer
- Transfer of Property Act
- Essay Writing
- Hindi English Translation
- Judgment Writing
- Registration Act
- Etc.

Note-

1. **Apart from the Common Laws, local laws of the respective state shall also be covered.**
2. **GK GS subject shall also be covered if the aspirant subscribes for the same.**

NOTES ON SUBJECTS

Notes on each subjects will be provided via email.

MOCK TEST

Judicial Adda provides mock test facility on each subject via its official App.

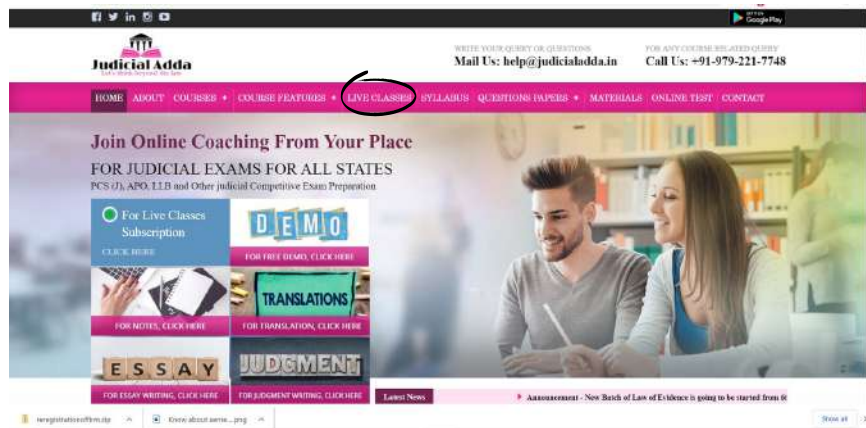
You may install our App from Play Store.

Click the Play Store image to download App.

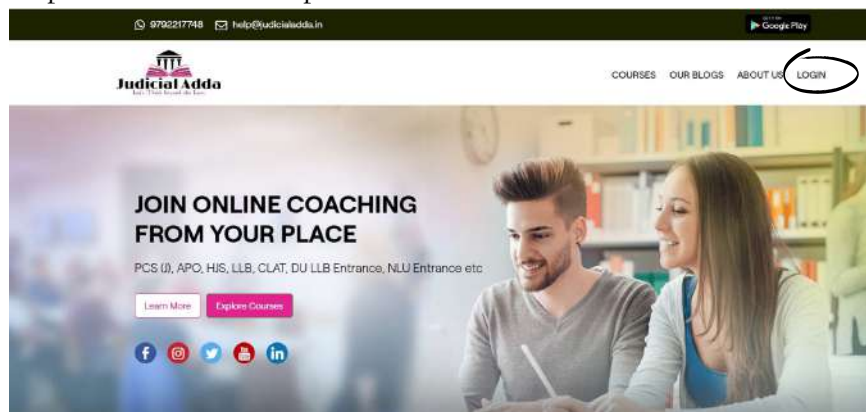


How to join online classes

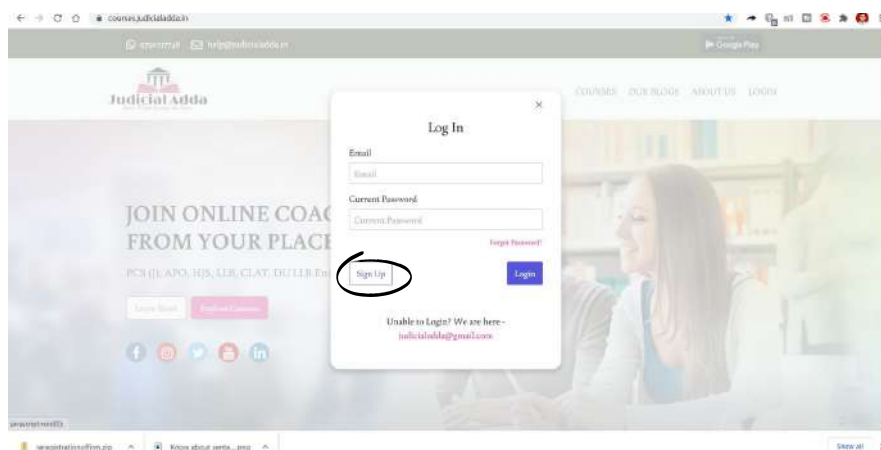
Step 1- Visit www.judicialadda.in and click LIVE CLASSES on menu bar.



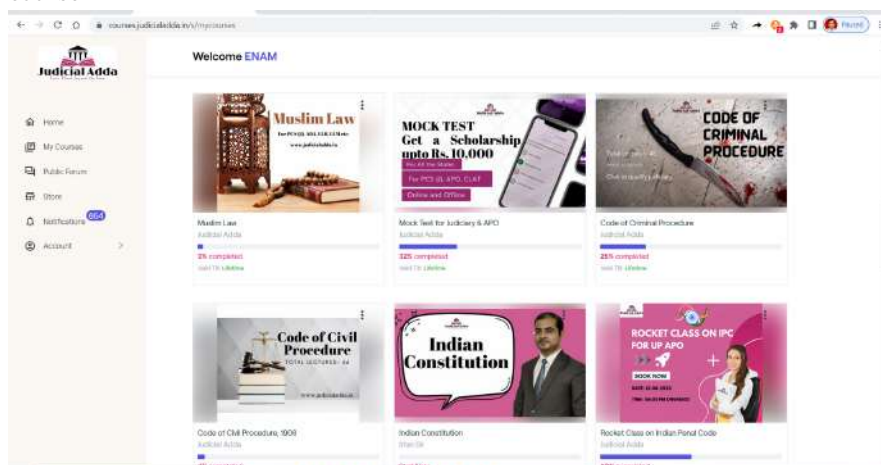
Step 2- Click on LOGIN option.



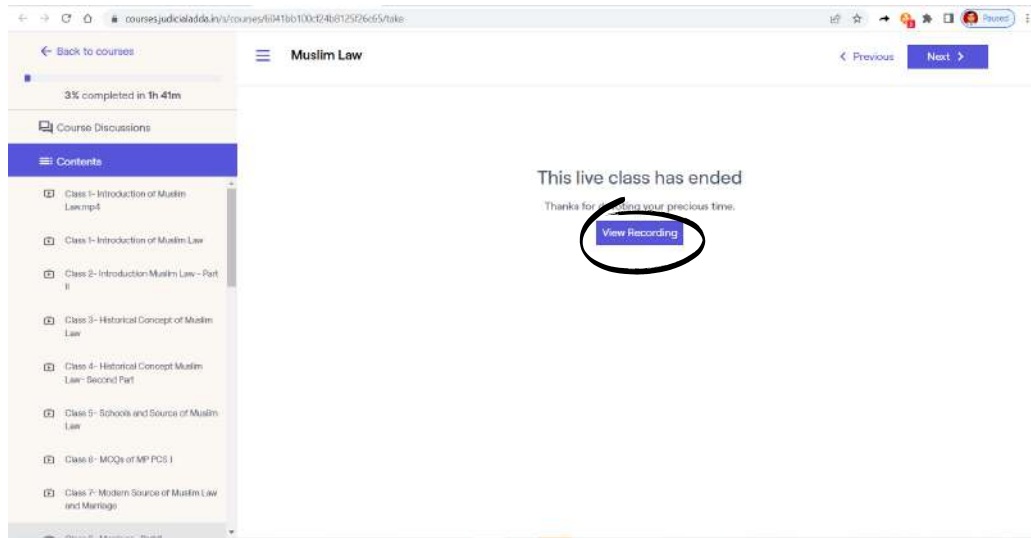
Step 3- Click on SIGN UP option, If you are new user.



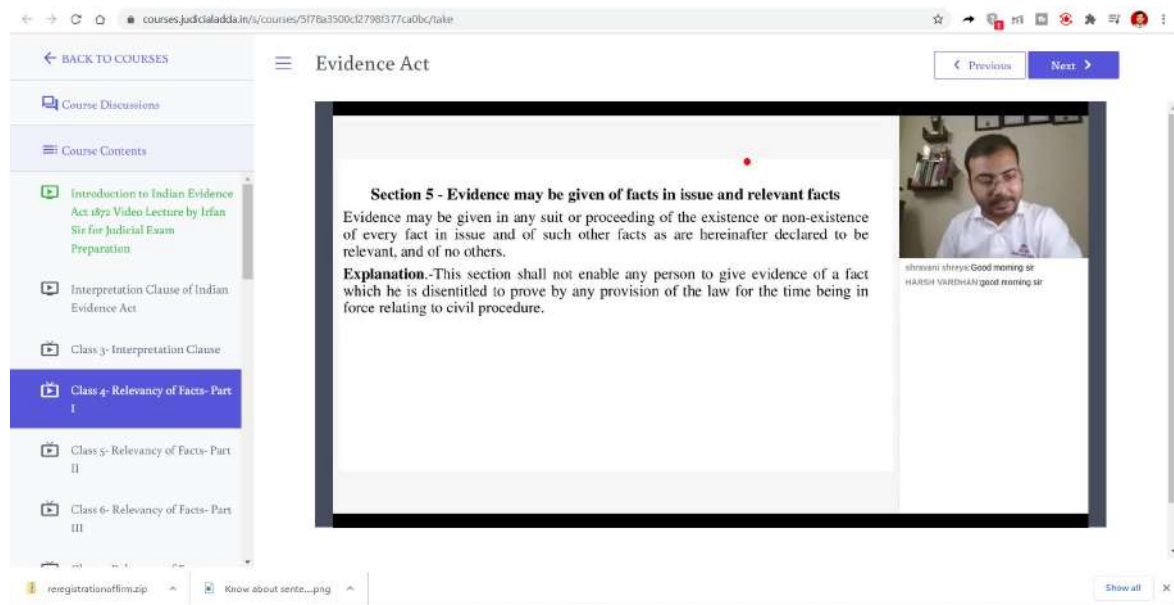
Step 4- Subscribed Courses shall be visible here, if you have subscribed the course.



Step 5- Once you click on any course, you will see the below interface. Now you may start your classes by selecting any one lecture from the list shown on the left side and then click on the VIEW RECORDING option.



Step 6- Now you may enjoy your classes. Happy Learning.



 
**Call/ What's App
for online Lectures
9792 217748**

**Aspirants may do
the classes from
laptop and mobile
both.**